


Assembly Instruction: MA_53T1

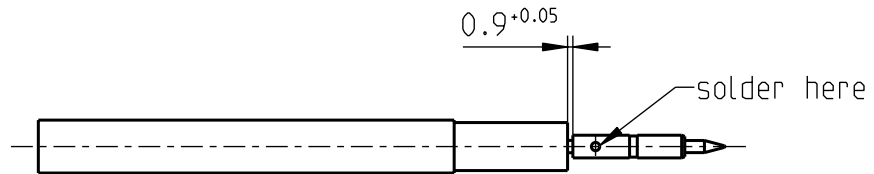
Series: N

Straight connector
for flexible and semi-rigid cable

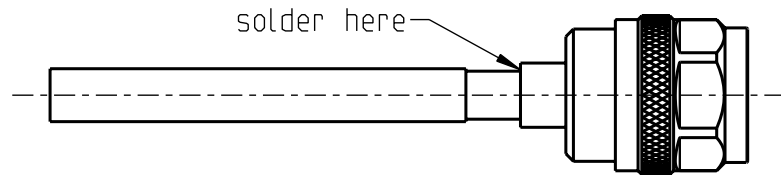
Cable entry:
Center conductor soldered
Outer conductor soldered



- 1) Prepare cable acc. to drawing.
*) valid for optional FEP-jacket



- 2) Slide center contact A onto cable center conductor and solder.
Observe the specified distance dimension.



- 3) Insert the prepared cable into connector body B until the center contact snaps noticeably.
Solder copper jacket to connector body.

© ROSENBERGER HÖCHFREQUENZTECHNIK GMBH & Co., KG
The reproduction, distribution and utilization of this document as well as the communication of its contents to others without express authorization is prohibited. Offenders will be held liable for the payment of damages. All rights reserved in the event of the grant of patent, utility model or design.

Formblatt: TCC_FB_17_PE_A4_Montage_E
Prj: K:\configurations\creo3-config\rahmen
Datei: A4_MONTAGE_E-V2.2.FRM
Version: 2.2

ISO-Projektion
Methode 1

				date	name	scale:	Tools:		
				drawn	30.05.1996	S_Krautenbac	1:1	Stripping tool
				check	08.05.2015	E_Schwangler	sheet:	Solder equipment
				appr.	08.05.2015	E_Schwangler	1/2
							
							
							
							
							
							

Rosenberger

rev.	change-no	name	date
c00	15-0603	B_Wollitzer	08.05.2015
b00	01-0266	V_Spitzauer	12.06.2001

1

2

3

4

Montageanleitung:

MA_53T1

Serie: N

Verbinder gerade
fuer flexible und Semi-Rigid-Kabel

Kabelbefestigung:
Innenleiter geloetet
Aussenleiter geloetet



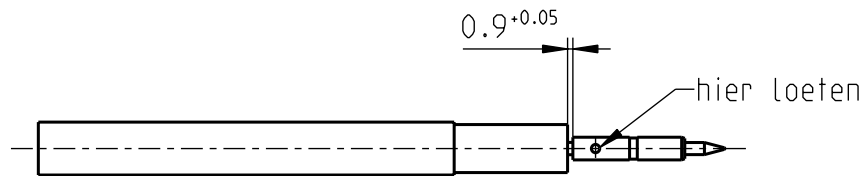
A



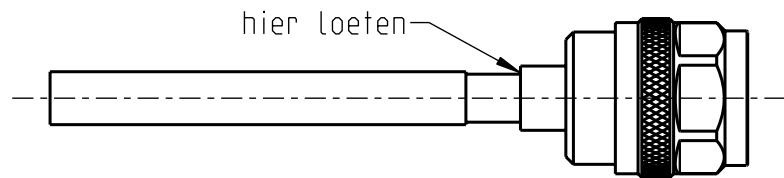
B



- 1) Kabel nach Zeichnung abisolieren.
*) Abisolierung bei vorhandenem Kunststoffmantel



- 2) Innenleiter A auf den Kabelinnenleiter schieben.
Angegebenes Abstandsmaß einhalten. Innenleiter verloten.



- 3) Das so vorbereitete Kabelende in den Steckerkoerper B einschieben,
bis der Innenleiter spuerbar einrastet. Den Kabelaußenleiter mit
dem Gehaeuse verloten.

				date	name	scale:
				drawn	30.05.1996	S_Krautenbac 1:1
				check	08.05.2015	E_Schwangler sheet: Abisolierwerkzeug
				appr.	08.05.2015	E_Schwangler 2/2 Loetausruestung
					
					
					
					
					

Werkzeuge:

Abisolierwerkzeug

....

Loetausruestung

....

....

....

....

....

....

....

....

....

Rosenberger

rev.	change-no	name	date
c00	15-0603	B_Wollitzer	08.05.2015
b00	01-0266	V_Spitzauer	12.06.2001

1

2

3

4

