

All dimensions are in mm; tolerances according to ISO 2768 m-H

Interface

According to ISO 20860-1

Documents

PCB layout MB_172; MB_355
Tape & reel packaging VG255.43000

Material and plating

Connector parts

Center contact
Outer contact
Dielectric
Housing

Material

Brass
Zinc alloy
HTN
HTN

Plating

AuroDur®, gold plated
Tin, 2-5 µm, over Nickel 1-5 µm

Electrical data

Impedance	50 Ω
Frequency	DC to 6 GHz
Return loss	≥ 26 dB (DC to 1 GHz) b
	≥ 23 dB (DC 1 to 2.4 GHz)
	≥ 20 dB (DC 2.4 to 4 GHz)
	≥ 15 dB (DC 4 to 6 GHz)
Insertion loss	≤ 0.15 x dB
Insulation resistance	≥ 1x10 ³ MΩ
Center contact resistance	≤ 5 mΩ
Outer contact resistance	≤ 5 mΩ
Test voltage	750 V rms
Working voltage	335 V rms
Power current	≤ 1 A DC

- Connector only, VSWR in application depends decisive on PCB layout -

Mechanical data

Mating cycles	≥ 25
Engagement force	≤ 25 N
Disengagement force	≥ 2 N
Retention force latch	≥ 110 N
Coding efficiency	≥ 40 N

Environmental data

Temperature range	-40°C to +125°C c
Thermal shock	DIN 72594-2 clause 8.2
Temperature and humidity	DIN 72594-2 clause 8.3
Vibration and mechanical shock	DIN 72594-2 clause 8.1
Dry heat	DIN 72594-2 clause 8.4
Soldering profile	acc. IEC 60068-2-58 Group 3&4
RoHS	compliant

Tooling

N/A

Packing

Standard	430 pcs in tape & reel
Weight	2.4 g b

Storage condition















Moisture Sensitivity Level	2
----------------------------	---

Dieses Dokument ist urheberrechtlich geschützt • This document is protected by copyright • Rosenberger Hochfrequenztechnik GmbH & Co. KG

RF_35/05.10/6.2

Coding

Part Number has to be accomplished by codification

Coding	Color	RAL	Part-Number
 A	black	sim. 9005	59S2UQ-40MT5-A_1
 B	white	sim. 9001	59S2UQ -40MT5-B_1
 C	blue	sim. 5005	59S2UQ -40MT5-C_1
 D	claret violet	sim. 4004	59S2UQ -40MT5-D_1
 E	green	sim. 6002	59S2UQ -40MT5-E_1
 F	brown	sim. 8011	59S2UQ -40MT5-F_1
 G	grey	sim. 7031	59S2UQ -40MT5-G_1
 H	violet	sim. 4003	59S2UQ -40MT5-H_1
 I	beige	sim. 1001	59S2UQ -40MT5-I_1
 K	curry	sim. 1027	59S2UQ -40MT5-K_1
 L	carmine-red	sim. 3002	59S2UQ -40MT5-L_1
 M	pastel orange	sim. 2003	59S2UQ-40MT5-M_1
 N	pastel green	sim. 6019	59S2UQ-40MT5-N_1
 Z	waterblue	sim. 5021	59S2UQ-40MT5-Z_1

(b)

Change History

Rev.	Date	Change
b00	13.02.19	-Adaption of electrical data according to test results - minor editorial changes
c00	05.05.22	-Temp. changed from 105 to 125°C

While the information has been carefully compiled to the best of our knowledge, nothing is intended as representation or warranty on our part and no statement herein shall be construed as recommendation to infringe existing patents. In the effort to improve our products, we reserve the right to make changes judged to be necessary.

Draft	Date	Approved	Date	Rev.	Engineering change number	Name	Date
J. Bauer	25.11.14	M. Eicher	05.05.22	c00	22-0620	A. Krause	05.05.22