

All dimensions are in mm; tolerances according to ISO 2768 m-H
Y = Part number has to be accomplished by codification

Interface

According to DIN 72594-1

Documents

Assembly instruction MA_59V054
PCB layout MB_187
Tape & reel packaging VG_75.20000

Material and plating

Connector parts

Center contact
Outer contact
Body
Dielectric
Housing

Material

Brass
Zinc alloy
Zinc alloy
PA 6.6T
PA 6T/66

Plating

AuroDur®, gold plated
Nickel, 2.5-5 µm
Tin, 2-5 µm, over Nickel 1-5µm

Dieses Dokument ist urheberrechtlich geschützt • This document is protected by copyright • Rosenberger Hochfrequenztechnik GmbH & Co. KG

RF_35/09_14/6.2

Electrical data

Impedance	50 Ω
Frequency	DC to 6GHz
Return loss measured on 50W footprint	≥ 24dB (DC to 2,4GHz) ≥ 16dB (2,4GHz to 4GHz)
Insertion loss	≤ 0.1 x √f(GHz) dB
Insulation resistance	≥ 1x10 ³ MΩ
Center contact resistance	≤ 5 mΩ
Outer contact resistance	≤ 5 mΩ
Test voltage	750 V rms
Working voltage	335 V rms
Power current	≤ 1 A DC
<i>- Connector only, VSWR in application depends decisive on PCB layout</i>	

Mechanical data

Mating cycles	≥ 25
Engagement force	≤ 25 N
Disengagement force	≥ 2 N
Retention force plastic housing	≥ 110 N
Coding efficiency	≥ 40 N

Environmental data

Temperature range	-40°C to 105°C
Thermal shock	DIN 72594-2 clause 6.2
Temperature and humidity	DIN 72594-2 clause 6.3
Vibration and mechanical shock	DIN 72594-2 clause 6.1
Dry heat	DIN 72594-2 clause 6.4
Soldering profile	acc. IEC 60068-2-58 group 3&4
2002/95/EC (RoHS)	compliant

Tooling

N/A

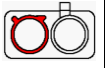


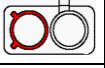







Packing

Standard	50 pcs. in blister tray, 200 pcs. on tape and reel
Weight	9.8 g/pce

Dieses Dokument ist urheberrechtlich geschützt • This document is protected by copyright • Rosenberger Hochfrequenztechnik GmbH & Co. KG

RF_35/09.14/6.2

Coding

Coding	Color	RAL	Part-Number
 A	black	sim. 9005	59S2AA-400A5-A
 B	white	sim. 9001	59S2AA-400A5-B
 C	blue	sim. 5005	59S2AA-400A5-C
 D	bordeauxviolet	sim. 4004	59S2AA-400A5-D
 E	green	sim. 6002	59S2AA-400A5-E
 F	brown	sim. 8011	59S2AA-400A5-F
 G	grey	sim. 7031	59S2AA-400A5-G
 H	violet	sim. 4003	59S2AA-400A5-H
 I	beige	sim. 1001	59S2AA-400A5-I
 K	curry	sim. 1027	59S2AA-400A5-K
 Z	waterblue	sim. 5021	59S2AA-400A5-Z

Change History

Rev.	Date	Change
j00	19.06.2018	- changed tolerance dimension - additional dimension feet length

While the information has been carefully compiled to the best of our knowledge, nothing is intended as representation or warranty on our part and no statement herein shall be construed as recommendation to infringe existing patents. In the effort to improve our products, we reserve the right to make changes judged to be necessary.

Draft	Date	Approved	Date	Rev.	Engineering change number	Name	Date
Thomas Höfling	13.06.07	C.Düh	07.05.12	j00	18-1030	B.Gey	11.07.18